



PC-102

Large Pipe & Cylinder Rubber Tag



CONTENTS

1	PRODUCT DESCRIPTION	2
1.1	Specifications.....	2
1.2	Dimensions	3
1.3	Read Range.....	4
1.4	Environmental Specifications	4
1.5	Supported Services.....	5
1.6	Possible Applications	5
2	INSTALLATION INSTRUCTIONS	5
2.1	Prepare the surface where the tag will be mounted.....	5
2.2	Place the tag on to the surface.....	5
2.3	Applied Tag photo's	6
3	CONTACTING TROI LLC	7



PC-102

Large Pipe & Cylinder Rubber Tag



1 PRODUCT DESCRIPTION

The patented (US Patent # 7,928,922) **TROI PC-102 Large Pipe & Cylinder Rubber** RFID tag provides automatic identification and tracking capabilities never-before available in such a unique package designed for rugged or hazardous use-areas.

The rubber-covered tag is designed to be mounted to any metallic surface by using one of three methods: 1) screwing or bolting the tag down, 2) the peel-n-stick adhesive option, or 3) epoxying it on any pipe or round metal object. For best results it is recommended that the tag be over-coated using **TROI's AP-1 Adhesive Paint**.

The **PC-102** can withstand unprecedented high temperature (consistent temperatures of 160 degrees Centigrade), high pressure and severe environmental conditions.

1.1 SPECIFICATIONS

Device type Passive RFID tag	UHF (Ultra High Frequency band)
Air interface protocol	EPCGlobal Class1Gen2 / ISO/IEC 18000-6C
Operational frequency	865 - 928 MHz
IC options	Standard: Alien Higgs 3 (others on request) Optional: EM, Fujitsu, Impinj, NXP (others on request)
EPC memory size	Standard: 128 bit Optional: Up to 240 bit
EPC memory content	Unique 96-bit number encoded
Extended memory	Standard: 512 bit
TID	Factory-programmed, non-changeable, unique 64-bit ID.
Read range	Real-world: 1 – 2 meters Lab environment: 7 meters
Applicable surfaces	Any metallic material
Tag material	HVP rubber
Tensile strength	2500 psi minimum
Durometer	Shore A 60-70
Elongation	400% minimum
Durometer	Shore A 60-70
Drop test to asphalt	2 meters with 5 Kg's attached; 250+ times (competition fails at 20) 2 meters with 8 Kg's attached; 150+ times (competition fails immediately) 2 meters with 18Kg's attached; 25+ times (competition fails immediately)
Standards compliancy	ATEX-compliant
Product RoHS compliant?	Yes
US Patent Number	7,928,922



PC-102

Large Pipe & Cylinder Rubber Tag



1.2 DIMENSIONS


Long: 135 mm (5.3 inches)

Hole Diameter: 7 mm

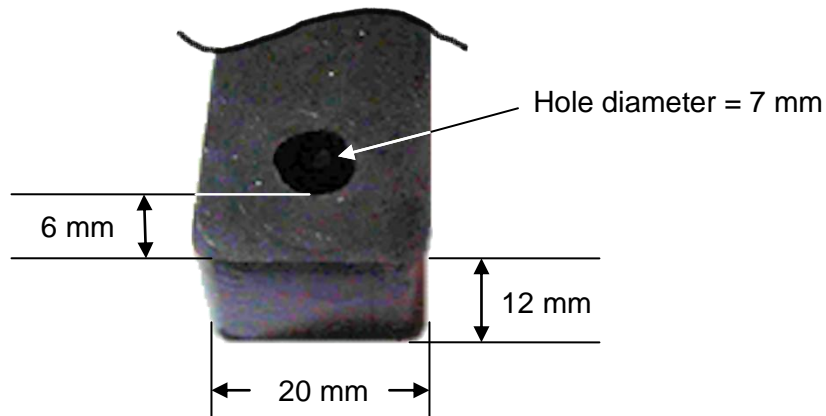
Wide: 20 mm (0.79 inches)

High: 12 mm (0.47 inches)

PLAN VIEW



END VIEW – showing mounting hole





PC-102

Large Pipe & Cylinder Rubber Tag



1.3 READ RANGE

	UHF max read-range on metal with 4W EIRP
PC-102 (915 MHz)	660.4 cm / 260 inches (6.63 m / 21.75 feet)

The read range listed above was obtained from a lab test environment. Actual test results may be different. Testing in actual use environments is strongly recommended.

1.4 ENVIRONMENTAL SPECIFICATIONS

Operating temperature	-50°C to +160°C* -50°F to +320 °F*
Temperature Cycling Test	85 deg C continuous for 30-days - with no negative affect 85 deg C / -25 deg C shock for 7 days - with no negative affect 125 deg C @ 100% RH continuous for 7 days - with no negative affect 160 deg C continuous for 7 days - tag becomes brittle, but functions OK 200 deg C @ 100% RH for 24 hours – with no negative affect
IP classification	IP69K EN 62262 IK-25 - Complete protection against dust - Protection against continuous immersion in water
Weather resistance	Excellent, including UV-resistance and sea water immersion
Pressure resistance	RFID tag tested to 30,000 PSI for 30 days
Chemical resistance	No physical or performance changes in: - Salt water - NaOH (depending on concentration) - Sulfuric acid (depending on concentration) - Motor oil (tested in 168 hour exposure) Generally good against: - Most solvents - Most acids and bases

* **NOTE:** The RFID tag will not be functional if the tag is left at the maximum indicated temperatures such that the internal soak temperature exceeds +80 deg C. The RFID tag itself will (resume) function between -50 deg C and +80 deg C.



PC-102

Large Pipe & Cylinder Rubber Tag



1.5 SUPPORTED SERVICES

- Tag pre-encoding

For further details, please contact **TROI LLC**.

1.6 POSSIBLE APPLICATIONS

Metal surfaces	Metal valves, metal returnable containers, metal pallets, metal pipes, high value metal items, aerospace applications, military applications, etc.
-----------------------	----------------------------------------------------------------------------------------------------------------------------------------------------

2 INSTALLATION INSTRUCTIONS

It is strongly recommended that you use **TROI's AP-1 Adhesive_Paint**.

2.1 PREPARE THE SURFACE WHERE THE TAG WILL BE MOUNTED.

1. The surface should be clean with no dust, debris, moisture or oils present.
2. **NOTE:** When using adhesives, DO NOT buff or polish the metal surface as the adhesive may not adhere; a (slightly) rough surface provides a better "grip" for the adhesive.

2.2 PLACE THE TAG ON TO THE SURFACE.

1. If the **PC-102** has the peel-n-stick adhesive on the back:
 - a. Simply remove the liner and press the tag onto the clean metal surface.
2. If the **PC-102** is to be screwed / bolted:
 - a. Place the tag onto the clean metal surface and screw or bolt the tag securely to the metal surface.
3. If using **TROI's AP-1 Adhesive_Paint**:
 - a. Apply the epoxy to the part.
 - b. Place the part onto the metal, making sure that the part is flat to the metal surface.
 - c. Over-coat the tag with **AP-1 Adhesive_Paint**: don't over-apply the product.
 - d. Allow the epoxy to dry according to the datasheets recommendations.
 - i. See the **AP-1 Adhesive_Paint** datasheet for further details.
4. If using adhesives other than those described above:
 - a. Follow manufacturer's directions.



PC-102

Large Pipe & Cylinder Rubber Tag



2.3 APPLIED TAG PHOTO'S

PC-102 bolted to clamps



The PC-102 can be mounted using screws or bolts. While it is not critical where, nor how many screws or bolts are used to retain the tag, please don't get carried away – as is shown in the first two pictures, below.


NOTE: The tags still work!



NOTE: This is how many screws or bolts should be used.



PC-102 banded around a pipe section.





PC-102

Large Pipe & Cylinder Rubber Tag



3 CONTACTING TROI LLC

For additional information and technical support contact:

TROI LLC

311 Drury Lane
Mauldin SC 29662
PH: 864-228-9096

pat@troirfid.com
www.troirfid.com

ADVISORY

Although any information, recommendations, or advice contained herein is given in good faith, TROI LLC makes no warranty or guarantee, express or implied, (i) that the results described herein will be obtained under end-use conditions, or (ii) as to the effectiveness or safety of any design incorporating its products, materials, services, recommendations or advice. Except as provided in TROI LLC standard conditions of sale, TROI LLC and its representatives shall in no event be responsible for any loss resulting from any use of its materials, products or services described herein.

---END---